

# Learn&Fuzz: Machine Learning for Input Fuzzing

Patrice Godefroid  
Microsoft Research, USA  
pg@microsoft.com

Hila Peleg  
Technion, Israel  
hilap@cs.technion.ac.il

Rishabh Singh  
Microsoft Research, USA  
risin@microsoft.com

**Abstract**—Fuzzing consists of repeatedly testing an application with modified, or fuzzed, inputs with the goal of finding security vulnerabilities in input-parsing code. In this paper, we show how to automate the generation of an input grammar suitable for input fuzzing using sample inputs and neural-network-based statistical machine-learning techniques. We present a detailed case study with a complex input format, namely PDF, and a large complex security-critical parser for this format, namely, the PDF parser embedded in Microsoft’s new Edge browser. We discuss and measure the tension between conflicting learning and fuzzing goals: learning wants to capture the structure of well-formed inputs, while fuzzing wants to break that structure in order to cover unexpected code paths and find bugs. We also present a new algorithm for this learn&fuzz challenge which uses a learnt input probability distribution to intelligently guide where to fuzz inputs.

**Index Terms**—Fuzzing, Deep Learning, Grammar-based Fuzzing, Grammar Learning

## I. INTRODUCTION

Fuzzing is the process of finding security vulnerabilities in input-parsing code by repeatedly testing the parser with modified, or *fuzzed*, inputs. There are three main types of fuzzing techniques in use today: (1) *blackbox random* fuzzing [30], (2) *whitebox constraint-based* fuzzing [11], and (3) *grammar-based* fuzzing [26], [30], which can be viewed as a variant of model-based testing [31]. Blackbox and whitebox fuzzing are fully automatic, and have historically proved to be very effective at finding security vulnerabilities in binary-format file parsers. In contrast, grammar-based fuzzing is not fully automatic: it requires an input grammar specifying the input format of the application under test. This grammar is typically written by hand, and this process is laborious, time consuming, and error-prone. Nevertheless, grammar-based fuzzing is the most effective fuzzing technique known today for fuzzing applications with complex structured input formats, like web-browsers which must take as (untrusted) inputs web-pages including complex HTML documents and JavaScript code.

In this paper, we consider the problem of *automatically* generating input grammars for grammar-based fuzzing by using machine-learning techniques and sample inputs. Previous attempts have used variants of traditional automata and context-free-grammar learning algorithms (see Section VII). In contrast with prior work, this paper presents the *first attempt* at using *neural-network-based statistical learning techniques* for this problem. Specifically, we use *recurrent neural networks*

for learning a statistical input model that is also *generative*: it can be used to generate new inputs based on the probability distribution of the learnt model (see Section III for an introduction to these learning techniques). We use unsupervised learning, and our approach is fully automatic and does not require any format-specific customization.

We present an in-depth case study for a very complex input format: PDF. This format is so complex (see Section II) that it is described in a 1,300-pages (PDF) document [1]. We consider a large, complex and security-critical parser for this format: the PDF parser embedded in Microsoft’s new Edge browser. Through a series of detailed experiments (see Section IV), we discuss the *learn&fuzz challenge*: how to learn and then generate diverse well-formed inputs in order to maximize parser-code coverage, while still injecting enough ill-formed input parts in order to exercise unexpected code paths and error-handling code.

We also present a novel *learn&fuzz* algorithm (in Section III) which uses a learnt input probability distribution to intelligently guide *where* to fuzz (statistically well-formed) inputs. We show that this new algorithm can outperform the other learning-based and random fuzzing algorithms considered in this work.

This paper makes the following technical contributions:

- We present the first attempt at using neural-network-based learning techniques for generating automatically an input grammar suitable for fuzzing purposes.
- We point out and measure for the first time the fundamental tension between conflicting learning and fuzzing goals. A practical consequence of this key observation is that better learning does *not* imply better fuzzing.
- We present the first combined *learn&fuzz* algorithm which leverages a learnt input probability distribution in order to intelligently guide where to fuzz well-formed inputs.

The paper is organized as follows. Section II presents an overview of the PDF format, and the specific scope of this work. Section III gives a brief introduction to neural-network-based learning, and discusses how to use and adapt such techniques for the learn&fuzz problem. Section IV presents results of several learning and fuzzing experiments with the Edge PDF parser. Related work is discussed in Section VII. We conclude and discuss directions for future work in Section VIII.

## II. THE STRUCTURE OF PDF DOCUMENTS

The full specification of the PDF format is over 1,300 pages long [1]. Most of this specification – roughly 70% – deals with the description of *data objects* and their relationships between parts of a PDF document.

PDF files are encoded in a textual format, which may contain binary information streams (e.g., images, encrypted data). A PDF document is a sequence of at least one PDF body. A PDF body is composed of three sections: objects, cross-reference table, and trailer.

**Objects.** The data and metadata in a PDF document is organized in basic units called objects. Objects are all similarly formatted, as seen in Figure 1(a), and have a joint outer structure. The first line of the object is its identifier, for indirect references, its generation number, which is incremented if the object is overridden with a newer version, and “obj” which indicates the start of an object. The “endobj” indicator closes the object.

The object in Figure 1(a) contains a dictionary structure, which is delimited by “<<” and “>>”, and contains keys that begin with / followed by their values. [ 3 0 R ] is a cross-object reference to an object in the same document with the identifier 3 and the generation number 0. Since a document can be very large, a referenced object is accessed using random-access via a cross-reference table.

Other examples of objects are shown in Figure 2. The object in Figure 2(a) has the content [ 680.6 680.6 ], which is an *array object*. Its purpose is to hold coordinates referenced by another object. Figure 2(b) is a string literal that holds the bookmark text for a PDF document section. Figure 2(c) is a numeric object. Figure 2(d) is an object containing a multi-type array. These are all examples of object types that are both used on their own and as the basic blocks from which other objects are composed (e.g., the dictionary object in Figure 1(a) contains an array). The rules for defining and composing objects comprises the majority of the PDF-format specification.

**Cross reference table.** The cross reference tables of a PDF body contain the address in bytes of referenced objects within the document. Figure 1(b) shows a cross-reference table with a subsection that contains the addresses for five objects with identifiers 1-5 and the placeholder for identifier 0 which never refers to an object. The object being pointed to is determined by the row of the table (the subsection will include 6 objects starting with identifier 0) where  $n$  is an indicator for an object in use, where the first column is the address of the object in the file, and  $f$  is an object not used, where the first column refers to the identifier of the previous free object, or in the case of object 0 to object 65535, the last available object ID, closing the circle.

**Trailer.** The trailer of a PDF body contains a dictionary (again contained within “<<” and “>>”) of information about the body, and `startxref` which is the address of the cross-reference table. This allows the body to be parsed from the end, reading `startxref`, then skipping back to the cross-

reference table and parsing it, and only parsing objects as they are needed.

**Updating a document.** PDF documents can be *updated incrementally*. This means that if a PDF writer wishes to update the data in object 12, it will start a new PDF body, write the new object with identifier 12 in it, and a generation number greater than the one that appeared before. It will then write a new cross-reference table pointing to the new object, and append this body to the previous document. Similarly, an object will be deleted by creating a new cross-reference table and marking it as free. We use this method in order to append new objects in a PDF file, as discussed later in Section IV.

**Scope of this work.** In this paper, we investigate how to leverage and adapt neural-network-based learning techniques to learn a grammar for *non-binary PDF data objects*. Such data objects are formatted text, such as shown in Figure 1(a) and Figure 2. Rules for defining and composing such data objects makes the bulk of the 1,300-pages PDF-format specification. These rules are numerous and tedious, but repetitive and structured, and therefore well-suited for learning with neural networks (as we will show later). In contrast, learning automatically the structure (rules) for defining cross-reference tables and trailers, which involve constraints on lists, addresses, pointers and counters, are too complex and less promising for learning with neural networks. We also do not consider binary data objects, which are encoded in binary (e.g., image) sub-formats and for which fully-automatic blackbox and whitebox fuzzing are already effective.

## III. STATISTICAL LEARNING OF OBJECT CONTENTS

We now describe our statistical learning approach for learning a generative model of PDF objects from a large corpus of PDF objects. We consider PDF objects as a sequence of characters and use a Recurrent neural network based character-level language model (`char-rnn`) [22], [12] to learn a generative model of sequences (PDF objects). The `char-rnn` language models have been shown to produce impressive results for many tasks such as speech recognition [22], [13] and handwriting recognition [12]. The `char-rnn` model allows for learning variable length contexts to predict next sequence of characters as compared to traditional  $n$ -gram based approaches that are limited by contexts of finite length. Given a corpus of PDF objects, the `char-rnn` model can be trained to learn a generative model using a set of training input and output sequences. The input sequences correspond to sequences of characters in PDF objects and the corresponding output sequences are obtained by shifting the input sequences by one position. The learnt model can then be used to generate new sequences (PDF objects) by sampling the distribution given a starting prefix (such as “obj”).

### A. Char-RNN Language Model

A recurrent neural network (RNN) is a neural network that operates on a variable length input sequence  $\langle x_1, x_2, \dots, x_T \rangle$  and consists of a hidden state  $h$  and an output  $y$ . The RNN processes the input sequence in a series of time stamps (one

|                 |                    |              |
|-----------------|--------------------|--------------|
|                 | xref               |              |
| 2 0 obj         | 0 6                | trailer      |
| <<              | 0000000000 65535 f | <<           |
| /Type /Pages    | 0000000010 00000 n | /Size 18     |
| /Kids [ 3 0 R ] | 0000000059 00000 n | /Info 17 0 R |
| /Count 1        | 0000000118 00000 n | /Root 1 0 R  |
| >>              | 0000000296 00000 n | >>           |
| endobj          | 0000000377 00000 n | startxref    |
|                 | 0000000395 00000 n | 3661         |
| (a)             | (b)                | (c)          |

Fig. 1. Excerpts of a well-formed PDF document. (a) is a sample object, (b) is a cross-reference table with one subsection, and (c) is a trailer.

|               |                |          |
|---------------|----------------|----------|
| 125 0 obj     | 88 0 obj       | 75 0 obj |
| [680.6 680.6] | (Related Work) | 4171     |
| endobj        | endobj         | endobj   |
| (a)           | (b)            | (c)      |

47 1 obj  
[ false 170 85.5 (Hello) /My#20Name ]  
endobj  
(d)

Fig. 2. PDF data objects of different types.

for each element in the sequence). For a given time stamp  $t$ , the hidden state  $h_t$  at that time stamp and the output  $y_t$  is computed as:

$$h_t = f(h_{t-1}, x_t)$$

$$y_t = \phi(h_t)$$

where  $f$  is a non-linear activation function such as sigmoid, tanh etc. and  $\phi$  is a function such as `softmax` that computes the output probability distribution over a given vocabulary conditioned on the current hidden state. RNNs can learn a probability distribution over a character sequence  $\langle x_1, \dots, x_{t-1} \rangle$  by training to predict the next character  $x_t$  in the sequence, i.e., it can learn the conditional distribution  $p(x_t | \langle x_1, \dots, x_{t-1} \rangle)$ .

The RNNs can be extended to generate a sequence of outputs  $\langle y_1, \dots, y_{T_1} \rangle$  given an input sequence  $\langle x_1, \dots, x_{t-1} \rangle$  [12]. The key idea of such a generative model over character sequences is to use the output prediction  $y_t$  for a time step  $t$  as the input character  $x_{t+1}$  for the time step  $t + 1$ . An illustration of the `char-rnn` architecture is shown in Figure. 3. This architecture allows us to learn a conditional distribution over a sequence of next outputs, i.e.,  $p(\langle y_1, \dots, y_{T_1} \rangle | \langle x_1, \dots, x_{T_2} \rangle)$ .

We train the `char-rnn` language model using a corpus of PDF objects treating each one of them as a sequence of characters. During training, we first concatenate all the object files  $s_i$  into a single file resulting in a large sequence of characters  $\tilde{s} = s_1 + \dots + s_n$ . We then split the sequence into multiple training sequences of a fixed size  $d$  (set to  $d = 100$  for our experiments), such that the  $i^{\text{th}}$  training instance  $t_i = \tilde{s}[i * d : (i + 1) * d]$ , where  $s[k : l]$  denotes the subsequence of  $s$  between indices  $k$  and  $l$ . The output sequence for each training

sequence is the input sequence shifted by 1 position, i.e.,  $o_t = \tilde{s}[i * d + 1 : (i + 1) * d + 1]$ . The `char-rnn` model is then trained end-to-end to learn a generative model over the set of all training instances.

### B. Generating New PDF Objects

We use the learnt `char-rnn` model to generate new PDF objects. There are many different strategies for object generation depending upon the sampling strategy used to sample the learnt distribution. We always start with a prefix of the sequence “obj” (denoting the start of an object instance), and then query the model to generate a sequence of output characters until it produces “endobj” corresponding to the end of the object instance. We now describe three different sampling strategies we employ for generating new object instances.

**NoSample.** In this generation strategy, we use the learnt distribution to greedily predict the best character given a prefix. This strategy results in generating PDF objects that are most likely to be well-formed and consistent, but it also limits the number of objects that can be generated. Given a prefix like “obj”, the best sequence of next characters is uniquely determined and therefore this strategy results in the same PDF object. This limitation precludes this strategy from being useful for fuzzing.

**Sample.** In this generation strategy, we use the learnt distribution to *sample* next characters (instead of selecting the top predicted character) in the sequence given a prefix sequence. This sampling strategy is able to generate a diverse set of new PDF objects by combining various patterns the model has learnt from the diverse set of objects in the training corpus. Because of sampling, the generated PDF objects are

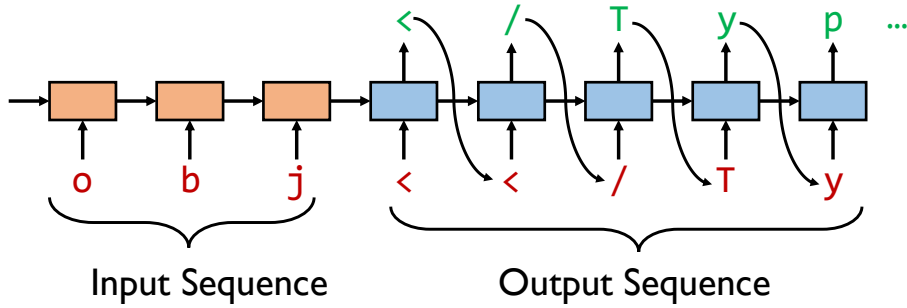


Fig. 3. A char-RNN model to generate PDF objects.

not always guaranteed to be well-formed, which is useful from the fuzzing perspective.

**SampleSpace.** This sampling strategy is a combination of `Sample` and `NoSample` strategies. It samples the distribution to generate the next character only when the current prefix sequence ends with a whitespace, whereas it uses the best character from the distribution in middle of tokens (i.e., prefixes ending with non-whitespace characters), similar to the `NoSample` strategy. This strategy is expected to generate more well-formed PDF objects compared to the `Sample` strategy as the sampling is restricted to only at the end of whitespace characters.

### C. SAMPLEFUZZ: Sampling with Fuzzing

Our goal of learning a generative model of PDF objects is ultimately to perform fuzzing. A perfect learning technique would always generate well-formed objects that would not exercise any error-handling code, whereas a bad learning technique would result in ill-formed objects that would be quickly rejected by the parser upfront. To explore this tradeoff, we present a new algorithm, dubbed `SampleFuzz`, to perform some fuzzing while sampling new objects. We use the learnt model to generate new PDF object instances, but at the same time introduce anomalies to exercise error-handling code.

The `SampleFuzz` algorithm is shown in Algorithm 1. It takes as input the learnt distribution  $\mathcal{D}(x, \theta)$ , the probability of fuzzing a character  $t_{\text{fuzz}}$ , and a threshold probability  $p_t$  that is used to decide whether to modify the predicted character. The model  $\mathcal{D}(x, \theta)$  returns a probability distribution over the vocabulary of characters that represents the likelihood of the next character following the given input character sequence  $x$  (where the model only considers the last  $d$  characters in the input sequence if  $\text{len}(x) > d$ ). While generating the output sequence `seq`, the algorithm samples the learnt model to get some next character  $c$  and its probability  $p(c)$  at a particular timestamp  $t$ . If the probability  $p(c)$  is higher than the user-provided threshold  $p_t$ , i.e., if the model is confident that  $c$  is likely the next character in the sequence, the algorithm chooses to instead sample another different character  $c'$  in its place where  $c'$  has the minimum probability  $p(c')$  in the learnt distribution. This modification (fuzzing) takes place only if the result  $p_{\text{fuzz}}$  of a random coin toss returns a probability

---

#### Algorithm 1 `SampleFuzz`( $\mathcal{D}(x, \theta)$ , $t_{\text{fuzz}}$ , $p_t$ )

---

```

seq := "obj"
while  $\neg$  seq.endswith("endobj") do
  c,p(c) := sample( $\mathcal{D}(\text{seq}, \theta)$ ) (* Sample c from the learnt
  distribution *)
   $p_{\text{fuzz}}$  := random(0, 1) (* random variable to decide
  whether to fuzz *)
  if  $p_{\text{fuzz}} > t_{\text{fuzz}} \wedge p(c) > p_t$  then
     $c := \text{argmin}_{c'} \{p(c') \sim \mathcal{D}(\text{seq}, \theta)\}$  (* replace c by c'
    (with lowest likelihood) *)
  end if
  seq := seq + c
  if len(seq) > MAXLEN then
    seq := "obj" (* Reset the sequence *)
  end if
end while
return seq

```

---

higher than input parameter  $t_{\text{fuzz}}$ , which lets the user further control the probability of fuzzing characters. The key intuition of the `SampleFuzz` algorithm is to introduce unexpected characters in objects only in places where the model is *highly confident*, in order to trick the PDF parser. The algorithm also ensures that the object length is bounded by `MAXLEN`. Note that the algorithm is not guaranteed to always terminate, but we observe that it always terminates in practice.

### D. Training the Model

For evaluating the performance of the char-rnn model, we train multiple models parameterized by number of passes, called *epochs*, that the learning algorithm performs over the training dataset. An *epoch* is thus defined as an iteration of the learning algorithm to go over the complete training dataset. We evaluate the char-rnn models trained for five different numbers of epochs: 10, 20, 30, 40, and 50. In our setting, one epoch takes about 12 minutes to train the model, and the model with 50 epochs takes about 10 hours to learn. We use an LSTM model [16] (a variant of RNN) with 2 hidden layers, where each layer consists of 128 hidden states.

## IV. EXPERIMENTAL EVALUATION

### A. Experiment Setup

In this section, we present results of various fuzzing experiments with the PDF viewer included in Microsoft’s new Edge browser. We used a self-contained single-process test-driver executable provided to us by Microsoft Windows organization. This executable takes a PDF file as input argument, executes the PDF parser included in the Microsoft Edge browser, and then stops. If the executable detects any parsing error due to the PDF input file being malformed, it prints an error message in an execution log. In what follows, we simply refer to it as the *Edge PDF parser*. All experiments were performed on 4-core 64-bit Windows 10 VMs with 20GB of RAM.

We use three main standard metrics to measure fuzzing effectiveness:

**Coverage.** For each test execution, we measure instruction coverage, that is, the set of all unique instructions executed during that test. Each instruction is uniquely identified by a pair of values `dll-name` and `dll-offset`. The coverage for a set of tests is simply the union of the coverage sets of each individual test.

**Pass rate.** For each test execution, we programmatically check (`grep`) for the presence of parsing-error messages in the PDF-parser execution log. If there are no error messages, we call this test *pass* otherwise we call it *fail*. Pass tests corresponds to PDF files that are considered to be well-formed by the Edge PDF parser. This metric is less important for fuzzing purposes, but it will help us estimate the quality of the learning.

**Bugs.** Each test execution is performed under the monitoring of the tool AppVerifier, a free runtime monitoring tool that can catch memory corruptions bugs (such as buffer overflows) with a low runtime overhead (typically a few percent runtime overhead) and that is widely used for fuzzing on Windows.

### B. Training Data

We extracted about 63,000 non-binary PDF objects out of a diverse set of 534 (well-formed) PDF files. These 534 files themselves were provided to us by the Windows fuzzing team and had been used for prior extended fuzzing of the Edge PDF parser. This set of 534 files was itself the result of *seed minimization*, that is, the process of computing a subset of a larger set of input files which provides the same instruction coverage as the larger set. Seed minimization is a standard first step applied before file fuzzing [30], [11]. The larger set of PDF files came from various sources, like past PDF files used for fuzzing but also other PDF files collected from the web.

These 63,000 non-binary objects are the training set for the RNNs we used in this work. Binary objects embedded in PDF files (typically representing images in various image formats) were not considered in this work.

We learn, generate, and fuzz PDF objects, but the Edge PDF parser processes full PDF files, not single objects. Therefore we wrote a simple program to correctly *append* a new PDF

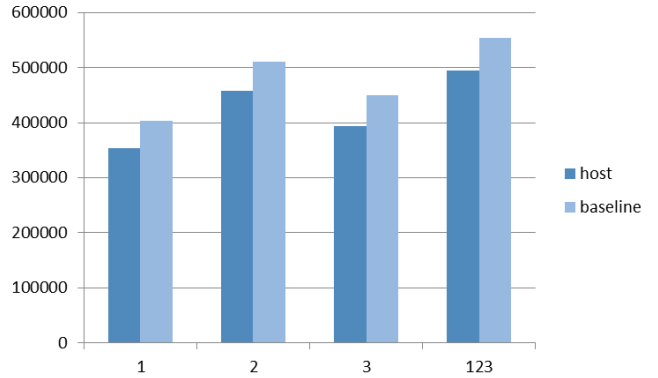


Fig. 4. Coverage for PDF hosts and baselines.

object to an existing (well-formed) PDF file, which we call a *host*, following the procedure discussed in Section II for updating a PDF document. Specifically, this program first identifies the last trailer in the PDF host file. This provides information about the file, such as addresses of objects and the cross-reference table, and the last used object ID. Next, a new body section is added to the file. In it, the new object is included with an object ID that overrides the last object in the host file. A new cross reference table is appended, which increases the generation number of the overridden object. Finally, a new trailer is appended.

### C. Baseline Coverage

To allow for a meaningful interpretation of coverage results, we randomly selected 1,000 PDF objects out of our 63,000 training objects, and we measured their coverage of the Edge PDF parser, to be used as a baseline for later experiments.

A first question is which host PDF file should we use in our experiments: since any PDF file will have some objects in it, will a new appended object interfere with other objects already present in the host, and hence influence the overall coverage and pass rate?

To study this question, we selected the smallest three PDF files in our set of 534 files, and used those as hosts. These three hosts are of size 26Kb, 33Kb and 16Kb respectively.

Figure 4 shows the instruction coverage obtained by running the Edge PDF parser on the three hosts, denoted `host1`, `host2`, and `host3`. It also show the coverage obtained by computing the union of these three sets, denoted `host123`. Coverage ranges from 353,327 (`host1`) to 457,464 (`host2`) unique instructions, while the union (`host123`) is 494,652 and larger than all three – each host covers some unique instructions not covered by the other two. Note that the smallest file `host3` does not lead to the smallest coverage.

Next, we recombined each of our 1,000 baseline objects with each of our three hosts, to obtain three sets of 1,000 new PDF files, denoted `baseline1`, `baseline2` and `baseline3`, respectively. Figure 4 shows the coverage of

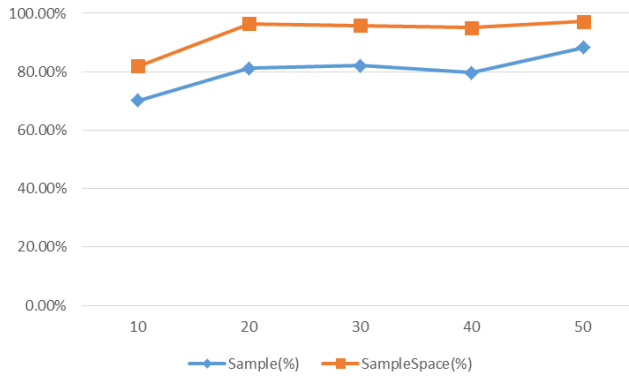


Fig. 5. Pass rate for `Sample` and `SampleSpace` from 10 to 50 epochs.

each set, as well as their union `baseline123`. We observe the following.

- The baseline coverage varies depending on the host, but is larger than the host alone (as expected). The largest difference between a host and a baseline coverage is 59,221 instruction for `host123` out of 553,873 instruction for `baseline123`. In other words, 90% of all instructions are included in the host coverage no matter what new objects are appended.
- Each test typically covers on the order of half a million unique instructions; this confirms that the Edge PDF parser is a large and non-trivial application.
- 1,000 PDF files take about 90 minutes to be processed (both to be tested and get the coverage data).

We also measured the pass rate for each experiment. As expected, the pass rate is 100% for all 3 hosts.

**Main Takeaway:** Even though coverage varies across hosts because objects may interact differently with each host, the re-combined PDF file is always perceived as well-formed by the Edge PDF parser.

#### D. Learning PDF Objects

When training the RNN, an important parameter is the number of epochs being used (see Section III). We report here results of experiments obtained after training the RNN for 10, 20, 30, 40, and 50 epochs, respectively. After training, we used each learnt RNN model to generate 1,000 unique PDF objects. We also compared the generated objects with the 63,000 objects used for training the model, and found no exact matches.

As explained earlier in Section III, we consider two main RNN generation modes: the `Sample` mode where we sample the distribution at every character position, and the `SampleSpace` mode where we sample the distribution only after whitespaces and generate the top predicted character for other positions.

The pass rate for `Sample` and `SampleSpace` when training with 10 to 50 epochs is reported in Figure 5. We observe the following:

- The pass rate for `SampleSpace` is consistently better than the one for `Sample`.
- For 10 epochs only, the pass rate for `Sample` is already above 70%. This means that the learning is of good quality.
- As the number of epochs increases, the pass rate increases, as expected, since the learned models become more precise but they also take more time (see Section III).
- The best pass rate is 97% obtained with `SampleSpace` and 50 epochs.

Interestingly, the pass rate is essentially the same regardless of the host PDF file being used: it varies by at most 0.1% across hosts (data not shown here).

**Main Takeaway:** The pass rate ranges between 70% and 97% and shows the learning is of good quality.

#### E. Coverage with Learned PDF Objects

Figure 6 shows the instruction coverage obtained with `Sample` and `SampleSpace` from 10 to 50 epochs and using `host1` (top left), `host2` (top right), `host3` (bottom left), and the overall coverage for all hosts `host123` (bottom right). We observe the following:

- Unlike for the pass rate, the host impacts coverage significantly, as already pointed out earlier. Moreover, the shapes of each line vary across hosts.
- The best overall coverage is obtained with `Sample` 40-epochs (see the `host123` data at the bottom right).
- The best coverage obtained with `SampleSpace` is also with 40-epochs.

**Main Takeaway:** The best overall coverage is obtained with `Sample` 40-epochs.

#### F. Comparing Coverage Sets

So far, we simply counted the number of unique instructions being covered. We now drill down into the overall `host123` coverage data of Figure 6, and compute the overlap between overall coverage sets obtained with our 40-epochs winner `Sample-40e` and `SampleSpace-40e`, as well as the `baseline123` and `host123` overall coverage. The results are presented in Figure 7. We observe the following:

- All sets are almost supersets of `host123` as expected (see the `host123` row), except for a few hundred instructions each.
- `Sample-40e` is almost a superset of all other sets, except for 1,680 instructions compared to `SampleSpace-40e`, and a few hundreds instructions compared to `baseline123` and `host123` (see the `Sample-40e` column).
- `Sample-40e` and `SampleSpace-40e` have way more instructions in common than they differ (10,799 and 1,680), with `Sample-40e` having better coverage than `SampleSpace-40e`.
- `SampleSpace-40e` is incomparable with `baseline123`: it has 3,393 more instructions but also 6,514 missing instructions.

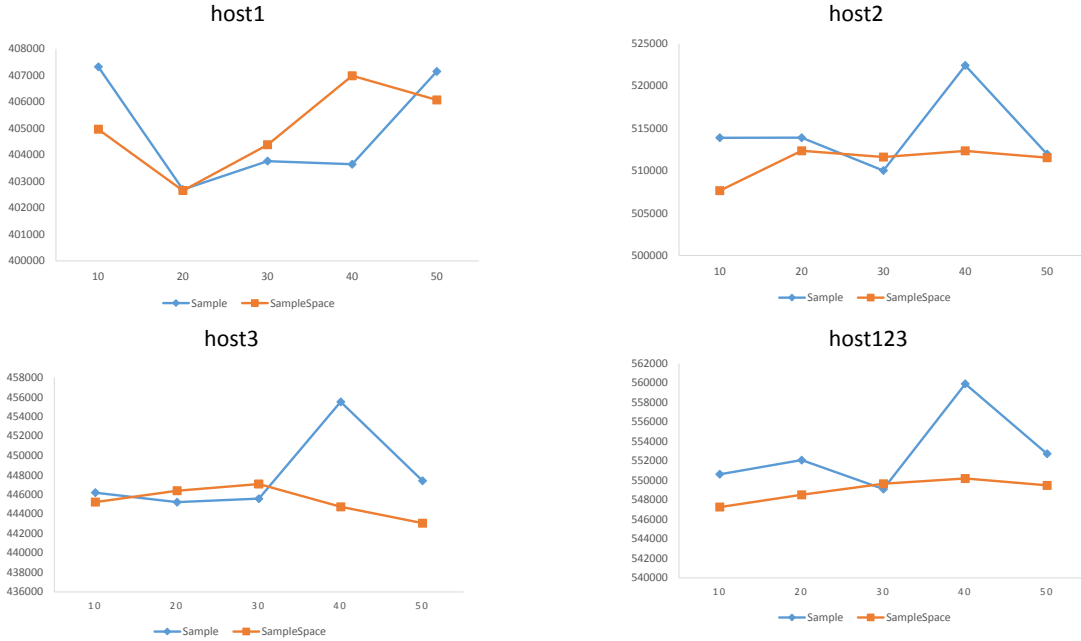


Fig. 6. Coverage for Sample and SampleSpace from 10 to 50 epochs, for host 1, 2, 3, and 123.

| Row\Column      | Sample-40e | SampleSpace-40e | baseline123 | host123 |
|-----------------|------------|-----------------|-------------|---------|
| Sample-40e      | 0          | 10,799          | 6,658       | 65,442  |
| SampleSpace-40e | 1,680      | 0               | 3,393       | 56,323  |
| baseline123     | 660        | 6,514           | 0           | 59,444  |
| host123         | 188        | 781             | 223         | 0       |

Fig. 7. Comparing coverage: unique instructions in each row compared to each column.

**Main Takeaway:** Our coverage winner Sample-40e is almost a superset of all other coverage sets.

### G. Combining Learning and Fuzzing

In this section, we consider several ways to combine learning with fuzzing, and evaluate their effectiveness.

We consider a widely-used simple blackbox random fuzzing algorithm, denoted `Random`, which randomly picks a position in a file and then replaces the byte value by a random value between 0 and 255. The algorithm uses a *fuzz-factor* of 100: the length of the file divided by 100 is the average number of bytes that are fuzzed in that file.

We use `random` to generate 10 variants of every PDF object generated by 40-epochs `Sample-40e`, `SampleSpace-40e`, and `baseline`. The resulting fuzzed objects are re-combined with our 3 host files, to obtain three sets of 30,000 new PDF files, denoted by `Sample+Random`, `SampleSpace+Random` and `baseline+Random`, respectively.

For comparison purposes, we also include the results of running `Sample-40e` to generate 10,000 objects, denoted `Sample-10K`.

Finally, we consider our new algorithm `SampleFuzz` described in Section III, which decides where to fuzz values

| Algorithm          | Coverage | Pass Rate |
|--------------------|----------|-----------|
| SampleSpace+Random | 563,930  | 36.97%    |
| baseline+Random    | 564,195  | 44.05%    |
| Sample-10K         | 565,590  | 78.92%    |
| Sample+Random      | 566,964  | 41.81%    |
| SampleFuzz         | 567,634  | 68.24%    |

Fig. 8. Results of fuzzing experiments with 30,000 PDF files each.

based on the learnt distribution. We applied this algorithm with the learnt distribution of the 40-epochs RNN model,  $t_{\text{fuzz}} = 0.9$ , and a threshold  $p_t = 0.9$ .

Figure 8 reports the overall coverage and the pass-rate for each set. Each set of 30,000 PDF files takes about 45 hours to be processed. The rows are sorted by increasing coverage. We observe the following:

- After applying `Random` on objects generated with `Sample`, `SampleSpace` and `baseline`, coverage goes up while the pass rate goes down: it is consistently below 50%.
- After analyzing the overlap among coverage sets (data not shown here), all fuzzed sets are almost supersets of their original non-fuzzed sets (as expected).

- Coverage for `Sample-10K` also increases by 6,173 instructions compared to `Sample`, while the pass rate remains around 80% (as expected).
- Perhaps surprisingly, the best overall coverage is obtained with `SampleFuzz`. Its pass rate is 68.24%.
- The difference in absolute coverage between `SampleFuzz` and the next best `Sample+Random` is only 670 instructions. Moreover, after analyzing the coverage set overlap, `SampleFuzz` covers 2,622 more instructions than `Sample+Random`, but also misses 1,952 instructions covered by `Sample+Random`. Therefore, none of these two top-coverage winners fully “simulate” the effects of the other.

**Main Takeaway:** All the learning-based algorithms considered here are competitive compared to `baseline+Random`, and three of those beat that baseline coverage.

### H. Bugs

In addition to coverage and pass rate, a third metric of interest is of course the number of bugs found. During the experiments previously reported in this section, no bugs were found. Note that the Edge PDF parser had been thoroughly fuzzed for months with other fuzzers including SAGE [11] before we performed this study, and that all the bugs found during this prior fuzzing had been fixed in the version of the PDF parser we used for this study.

However, during a longer experiment with `Sample+Random`, 100,000 objects and 300,000 PDF files (which took nearly 5 days), a stack-overflow bug was found in the Edge PDF parser: a regular-size PDF file is generated (its size is 33Kb) but it triggers an unexpected recursion in the parser, which ultimately results in a stack overflow. This bug was later confirmed and fixed by the Microsoft Edge development team. We plan to conduct other longer experiments in the near future.

### V. MAIN TAKEAWAY: TENSION BETWEEN COVERAGE AND PASS RATE

The main takeaway from all our experiments is the *tension we observe between the coverage and the pass rate*.

This tension is visible in Figure 8. But it is also visible in earlier results: if we correlate the coverage results of Figure 6 with the pass-rate results of Figure 5, we can clearly see that `SampleSpace` has a better pass rate than `Sample`, but `Sample` has a better overall coverage than `SampleSpace` (see `host123` in the bottom right of Figure 6).

Intuitively, this tension can be explained as follows. A pure learning algorithm with a nearly-perfect pass-rate (like `SampleSpace`) generates almost only well-formed objects and exercises little error-handling code. In contrast, a *noisier* learning algorithm (like `Sample`) with a lower pass-rate can not only generate many well-formed objects, but it also generates some ill-formed ones which exercise error-handling code.

Applying a random fuzzing algorithm (like `random`) to previously-generated (nearly) well-formed objects has an even

more dramatic effect on lowering the pass rate (see Figure 8) while increasing coverage, again due to increased coverage of error-handling code.

The new `SampleFuzz` algorithm seems to hit a sweet spot between both pass rate and coverage. In our experiments, the sweet spot for the pass rate seems to be around 65% – 70%: *this pass rate is high enough to generate diverse well-formed objects that cover a lot of code in the PDF parser, yet low enough to also exercise error-handling code in many parts of that parser*.

Note that instruction coverage is ultimately a better indicator of fuzzing effectiveness than the pass rate, which is instead a learning-quality metric.

### VI. DISCUSSION OF RESULTS AND THREATS TO VALIDITY

Our in-depth study only considers one complex benchmark, namely PDF and its non-binary objects, and one parser, namely the Edge PDF parser. For other input formats, other training sets, and other parsers, the results could vary, and we have no evidence that the detailed observations made about our specific experimental results would carry over to other contexts. Most of this uncertainty is inherent to any empirical study in both the learning and fuzzing research areas.

Specifically, we *do not claim* in this paper that any specific combination/algorithm is best. Our empirical evidence looks promising for the general RNN-based approach but is not sufficient to single out any specific algorithm.

All the fuzzing algorithms compared in Figure 8 of Section IV have a random component. To address randomness and reproducibility, we present results after sampling 10,000 times.

We show cumulative coverage as usual in fuzzing/testing experiments. We do not know what percentage of the total PDF parser code is exercisable with our test setup (due to the presence of dead code, error-handling code for operating systems failures which is by design not exercisable in our test setup, and library code like `ntdll` etc.). While incremental coverage provided by the algorithms considered in Figure 8 is relatively small, some of the algorithms can actually cover thousands of new instructions, i.e., significant chunks of new code.

Note that the bug found mentioned in the previous section is anecdotal. While promising, we mention it for full disclosure, but we cannot draw any conclusion from it.

In contrast, we claim that our general observations about the effect of random fuzzing on top of RNN generated inputs, as well as the tension between coverage and pass rate will remain valid. In particular, this paper is the first to observe and provide clear experimental evidence of the general tension between the conflicting goals of learning and fuzzing: learning wants to maximize pass rate while fuzzing wants to maximize coverage.

In other words, we view the main contribution of this paper as a comprehensive discussion of how to combine learning and fuzzing. In particular, our key general observation is that *learning for fuzzing* requires generating *both well-formed*



inputs (high pass rate) *as well as ill-formed* ones (low pass rate), in order to increase code coverage of both diverse parsing code (sunny-day test scenarios) as well as error-handling code (rainy-day test scenarios), and hence ultimately increase the likelihood of finding parsing bugs.

The tension between well-formed and ill-formed inputs may be unsurprising to fuzzing experts, but it is not well-known in learning or "learning for fuzzing" circles: this point is omitted in all closely related work on learning for fuzzing (see Section VII). Our paper is the first to identify, define and measure this tension, which we claim is key in the context of learning and fuzzing.

An important consequence of this observation is that *better learning does not imply better fuzzing*. When comparing overall results, the training phase of machine-learning algorithms has a cost (see Section III) that should be taken into account. Fortunately, our paper provides evidence that precise (read expensive) models are not required for fuzzing.

In Section III, we described a first char-rnn language model with only 2 hidden layers for simplicity. Since this is the first use of RNNs for fuzzing, we started by investigating the simplest RNN-based algorithms. Other variants should be explored in the future.

## VII. RELATED WORK

**Grammar-based fuzzing.** Most popular blackbox random fuzzers today support some form of grammar representation, e.g., Peach<sup>1</sup> and SPIKE<sup>2</sup>, among many others [30]. Work on grammar-based test input generation started in the 1970's [15], [26] and is related to model-based testing [31]. Test generation from a grammar is usually either random [21], [29], [6] or exhaustive [19]. Imperative generation [5], [8] is a related approach in which a custom-made program generates the inputs (in effect, the program encodes the grammar). Grammar-based fuzzing can also be combined with whitebox fuzzing [20], [10].

**Learning grammars for grammar-based fuzzing.** Bastani et al. [2] present an algorithm to synthesize a context-free grammar given a set of input examples, which is then used to generate new inputs for fuzzing. This algorithm uses a set of generalization steps by introducing repetition and alternation constructs for regular expressions, and merging non-terminals for context-free grammars, which in turn results in a monotonic generalization of the input language. This technique is able to capture hierarchical properties of input formats, but is not well suited for formats such as PDF objects, which are relatively flat but include a large diverse set of content types and key-value pairs. Instead, our approach uses character-level neural-network language models to learn *statistical* generative models of such flat formats. Moreover, learning a statistical model also allows for guiding additional fuzzing of the generated inputs.

<sup>1</sup><http://www.peachfuzzer.com/>

<sup>2</sup><http://resources.infosecinstitute.com/fuzzer-automation-with-spike/>

AUTOGRAM [17] also learns (non-probabilistic) context-free grammars given a set of inputs but by dynamically observing how inputs are processed in a program. It instruments the program under test with dynamic taints that tags memory with input fragments they come from. The parts of the inputs that are processed by the program become syntactic entities in the grammar. Tupni [7] is another system that reverse engineers an input format from examples using a taint tracking mechanism that associate data structures with addresses in the application address space. Unlike our approach that treats the program under test as a black-box, AUTOGRAM and Tupni require access to the program for adding instrumentation, are more complex, and their applicability and precision for complex formats such as PDF objects is unclear.

TreeFuzz [24] was recently proposed as a fuzz testing approach for tree structured inputs (such as programs) by learning a generative model of tree structures from a corpus of example data. The key idea is to define a set of single-pass models over tree structures to learn various properties of the tree nodes, which are then trained using a corpus to learn a generative model. The single-pass models define probabilistic constraints such as root nodes, outgoing edges, parent and ancestor relationships etc., which are important for learning definition-use-like relations in programs. Unlike our approach that uses neural networks to learn the generative model, the constraints for single-pass models are learnt using a frequency based approach, and moreover both the learning and inference algorithms for each model are required to be defined manually.

**Neural-networks-based program analysis.** There has been a lot of recent interest in using neural networks for program analysis and synthesis [28]. Several neural architectures have been proposed to learn simple algorithms such as array sorting and copying [18], [27]. Neural FlashFill [23] and Robust-Fill [9] use novel neural architectures for encoding input-output examples and generating regular-expression-based programs in a domain specific language. Several neural network based models have been developed for learning to repair syntax errors in introductory programming assignments [3], [14], [25]. SynFix [3] learns a seq2seq model over a set of correct programs, and then use the learnt model to predict syntax corrections for buggy programs. DeepFix [14] uses an attention-based seq2seq model for learning a model from a synthetic set of buggy programs obtained by injecting syntactic bugs in a corpus of correct programs. It then uses the learnt model to first predict the buggy line in the program and then replaces the buggy line with the statement predicted by the model. Sk\_p [25] uses a skip-gram neural network model to predict a program statement using the lines before and after the erroneous line. It enumerates all lines in the program and their potential replacements until finding a program that is correct. Other related work optimizes assembly programs using neural representations [4]. In this paper, we present a novel application of char-rnn models to learn grammars from sample inputs for fuzzing purposes.

## VIII. CONCLUSION AND FUTURE WORK

Grammar-based fuzzing is effective for fuzzing applications with complex structured inputs provided a comprehensive input grammar is available. This paper describes the first attempt at using neural-network-based statistical learning techniques to automatically generate input grammars from sample inputs. We presented and evaluated algorithms that leverage recent advances in sequence learning by neural networks, namely character-level recurrent neural networks, to automatically learn a generative model of PDF objects. We devised several sampling techniques to generate new PDF objects from the learnt distribution. We show that the learnt models are not only able to generate a large set of new well-formed objects, but also results in increased coverage of the PDF parser used in our experiments, compared to various forms of random fuzzing.

While the results presented in Section IV may vary for other applications, our general observations about the tension between conflicting learning and fuzzing goals will remain valid: learning wants to capture the structure of well-formed inputs, while fuzzing wants to break that structure in order to cover unexpected code paths and find bugs. We believe that the inherent statistical nature of learning by neural networks is a powerful tool to address this learn&fuzz challenge.

There are several interesting directions for future work. While the focus of our paper was on learning the structure of PDF objects, it would be worth exploring how to learn, as automatically as possible, the higher-level hierarchical structure of PDF documents involving cross-reference tables, object bodies, and trailer sections that maintain certain complex invariants amongst them. Perhaps some combination of logical inference techniques with neural networks could be powerful enough to achieve this. Also, our learning algorithm is currently agnostic to the application under test. We are considering using some form of reinforcement learning to guide the learning of `char-rnn` models with coverage feedback from the application, which could potentially guide the learning more explicitly towards increasing coverage.

## ACKNOWLEDGMENTS

We thank Dustin Duran and Mark Wodrich from the Microsoft Windows security team for their Edge-PDF-parser test-driver and for helpful feedback. We also thank Project Springfield, which partly funded this work. The work of Hila Peleg was mostly done while visiting Microsoft Research.

## REFERENCES

- [1] Adobe Systems Incorporated. *PDF Reference*, 6th edition, Nov. 2006. Available at [http://www.adobe.com/content/dam/Adobe/en/devnet/acrobat/pdfs/pdf\\_reference\\_1-7.pdf](http://www.adobe.com/content/dam/Adobe/en/devnet/acrobat/pdfs/pdf_reference_1-7.pdf).
- [2] Osbert Bastani, Rahul Sharma, Alex Aiken, and Percy Liang. Synthesizing program input grammars. In *Proceedings of the 38th ACM SIGPLAN Conference on Programming Language Design and Implementation*, pages 95–110. ACM, 2017.
- [3] Sahil Bhatia and Rishabh Singh. Automated correction for syntax errors in programming assignments using recurrent neural networks. *CoRR*, abs/1603.06129, 2016.
- [4] Rudy R. Bunel, Alban Desmaison, Pawan Kumar Mudigonda, Pushmeet Kohli, and Philip H. S. Torr. Adaptive neural compilation. In *NIPS*, pages 1444–1452, 2016.
- [5] K. Claessen and J. Hughes. QuickCheck: A Lightweight Tool for Random Testing of Haskell Programs. In *Proceedings of ICFP'2000*, 2000.
- [6] D. Coppit and J. Lian. yagg: an easy-to-use generator for structured test inputs. In *ASE*, 2005.
- [7] Weidong Cui, Marcus Peinado, Karl Chen, Helen J Wang, and Luis Irun-Briz. Tupni: Automatic reverse engineering of input formats. In *Proceedings of the 15th ACM conference on Computer and communications security*, pages 391–402. ACM, 2008.
- [8] Brett Daniel, Danny Dig, Kely Garcia, and Darko Marinov. Automated testing of refactoring engines. In *FSE*, 2007.
- [9] Jacob Devlin, Jonathan Uesato, Surya Bhupatiraju, Rishabh Singh, Abdel-rahman Mohamed, and Pushmeet Kohli. Robustfill: Neural program learning under noisy I/O. In *ICML*, pages 990–998, 2017.
- [10] P. Godefroid, A. Kiezun, and M. Y. Levin. Grammar-based Whitebox Fuzzing. In *Proceedings of PLDI'2008 (ACM SIGPLAN 2008 Conference on Programming Language Design and Implementation)*, pages 206–215, Tucson, June 2008.
- [11] P. Godefroid, M.Y. Levin, and D. Molnar. Automated Whitebox Fuzz Testing. In *Proceedings of NDSS'2008 (Network and Distributed Systems Security)*, pages 151–166, San Diego, February 2008.
- [12] Alex Graves. Generating sequences with recurrent neural networks. *CoRR*, abs/1308.0850, 2013.
- [13] Alex Graves and Navdeep Jaitly. Towards end-to-end speech recognition with recurrent neural networks. In *Proceedings of the 31th International Conference on Machine Learning, ICML 2014, Beijing, China, 21-26 June 2014*, pages 1764–1772, 2014.
- [14] Rahul Gupta, Soham Pal, Aditya Kanade, and Shirish Shevade. Deepfix: Fixing common c language errors by deep learning. In *AAAI*, 2017.
- [15] K.V. Hanford. Automatic Generation of Test Cases. *IBM Systems Journal*, 9(4), 1970.
- [16] Sepp Hochreiter and Jürgen Schmidhuber. Long short-term memory. *Neural computation*, 9(8):1735–1780, 1997.
- [17] Matthias Höschle and Andreas Zeller. Mining input grammars from dynamic taints. In *ASE*, pages 720–725, 2016.
- [18] Karol Kurach, Marcin Andrychowicz, and Ilya Sutskever. Neural random-access machines. *arXiv preprint arXiv:1511.06392*, 2015.
- [19] R. Lämmel and W. Schulte. Controllable combinatorial coverage in grammar-based testing. In *TestCom*, 2006.
- [20] R. Majumdar and R. Xu. Directed Test Generation using Symbolic Grammars. In *ASE*, 2007.
- [21] P.M. Maurer. Generating test data with enhanced context-free grammars. *IEEE Software*, 7(4), 1990.
- [22] Tomas Mikolov, Martin Karafiát, Lukás Burget, Jan Cernocký, and Sanjeev Khudanpur. Recurrent neural network based language model. In *INTERSPEECH*, pages 1045–1048, 2010.
- [23] Emilio Parisotto, Abdel-rahman Mohamed, Rishabh Singh, Lihong Li, Dengyong Zhou, and Pushmeet Kohli. Neuro-symbolic program synthesis. *CoRR*, abs/1611.01855, 2016.
- [24] Jibesh Patra and Michael Pradel. Learning to fuzz: Application-independent fuzz testing with probabilistic, generative models of input data. Technical report, TU Darmstadt, November 2016.
- [25] Yewen Pu, Karthik Narasimhan, Armando Solar-Lezama, and Regina Barzilay. `sk_p`: a neural program corrector for moocs. *CoRR*, abs/1607.02902, 2016.
- [26] P. Purdom. A sentence generator for testing parsers. *BIT Numerical Mathematics*, 12(3), 1972.
- [27] Scott Reed and Nando de Freitas. Neural programmer-interpreters. *arXiv preprint arXiv:1511.06279*, 2015.
- [28] Rishabh Singh and Pushmeet Kohli. AP: artificial programming. In *SNAPL*, 2017.
- [29] E.G. Sizer and B.N. Bershad. Using production grammars in software testing. In *DSL*, 1999.
- [30] M. Sutton, A. Greene, and P. Amini. *Fuzzing: Brute Force Vulnerability Discovery*. Addison-Wesley, 2007.
- [31] M. Utting, A. Pretschner, and B. Legeard. A Taxonomy of Model-Based Testing. *Department of Computer Science, The University of Waikato, New Zealand, Tech. Rep.*, 4, 2006.